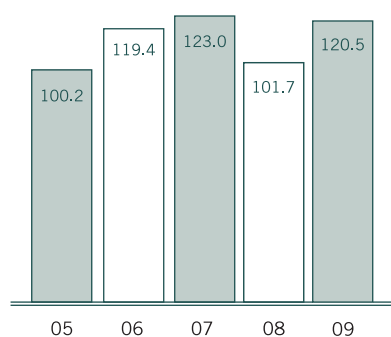


FINANCIAL HIGHLIGHTS

	2009	2008	CHANGE	
Net income (\$ millions)				
Adjusted ⁽¹⁾	\$ 621.9	\$ 766.1	(18.8)%	
GAAP	559.1	730.8	(23.5)	
Diluted earnings per share				
Adjusted ⁽¹⁾	2.35	2.89	(18.7)	
GAAP	2.12	2.76	(23.2)	
Return on equity				
Adjusted ⁽¹⁾	14.8%	18.2%		
GAAP	13.3%	17.3%		
Dividends per share	2.05	2.00	2.5	
Total assets under management⁽²⁾ (\$ millions)	\$120,545	\$101,742	18.5 %	
Investors Group				
Mutual funds	57,655	47,491	21.4	
Mackenzie				
Mutual funds	40,624	35,814		
Sub-advisory, institutional and other accounts	22,955	18,846		
Total	63,579	54,660	16.3	
Counsel				
Mutual funds	2,140	1,740	23.0	
	INVESTORS GROUP	MACKENZIE	COUNSEL	TOTAL ⁽³⁾
Mutual Funds and Institutional Sales (\$ millions)				
Gross sales	\$ 5,042	\$ 11,643	\$ 343	\$ 16,661
Net sales (redemptions)	404	(1,405)	106	(1,045)

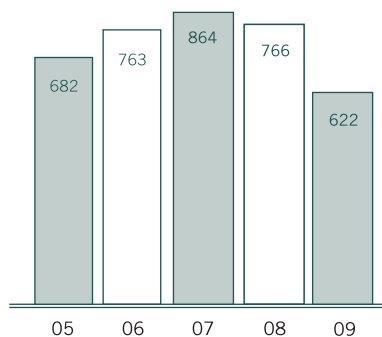
Total Assets Under Management

As at December 31 (\$ billions)



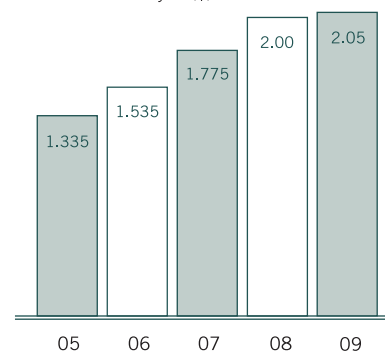
Net Income⁽¹⁾⁽⁴⁾

For the financial year (\$ millions)



Dividends Per Share

For the financial year (\$)



(1) Non-GAAP Financial Measures:

2009 results excluded items recorded in the fourth quarter:

- \$66.2 million which represented a non-cash after-tax charge on available for sale equity securities related to the market environment.
- \$17.8 million which represented a non-cash income tax benefit resulting from decreases in Ontario corporate income tax rates and their effect on the future income tax liability related to indefinite life intangible assets arising from the acquisition of Mackenzie Financial Corporation in 2001. There is no expectation that the future tax liability will become payable as the Company has no intention of disposing of these assets.
- \$14.4 million which represented the premium paid on the redemption of the Series A preferred shares on December 31, 2009.

2008 results excluded:

- \$60.3 million charge recorded in the fourth quarter which represented the Company's proportionate share of Great-West Lifeco Inc.'s after-tax impairment charge related to goodwill and indefinite life intangible assets.
- \$25.0 million gain recorded in the second quarter which represented the Company's proportionate share of Great-West Lifeco Inc.'s after-tax gain on the sale of its healthcare business, Great-West Healthcare.

(2) Total assets under management excluded \$2.8 billion of assets sub-advised by Mackenzie on behalf of Investors Group and Investment Planning Counsel (\$2.1 billion at December 31, 2008).

(3) Total Gross Sales and Net Redemptions excluded \$367 million and \$150 million respectively in accounts sub-advised by Mackenzie on behalf of Investors Group and Investment Planning Counsel.

(4) 2006 and 2007 excluded a non-cash income tax benefit.